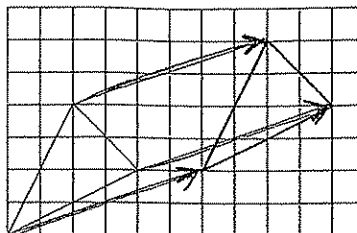


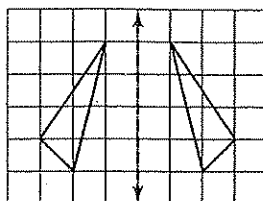
Review 70

Exploring Transformations

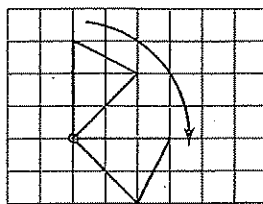
In a *translation*, or slide, every point of a figure moves the same distance and in the same direction.



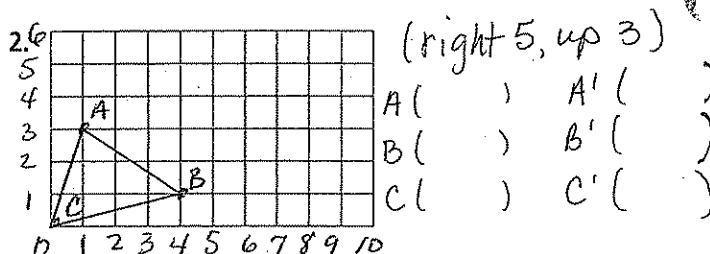
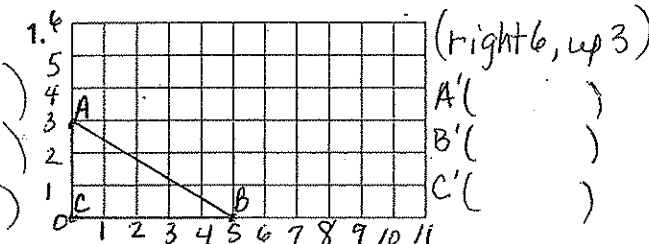
In a *reflection*, or flip, a figure is flipped across a line. The new figure is a mirror image of the original figure.



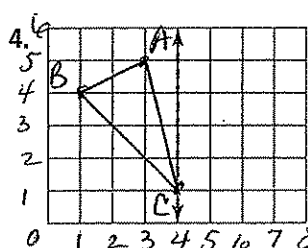
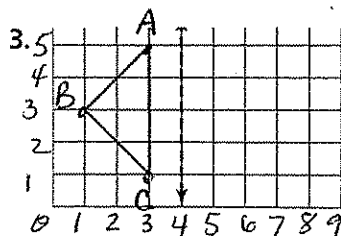
In a *rotation*, a figure is turned, or rotated about a point. You can describe a rotation in terms of degrees. The triangle has been rotated 90° clockwise.




Draw a translation of each triangle.



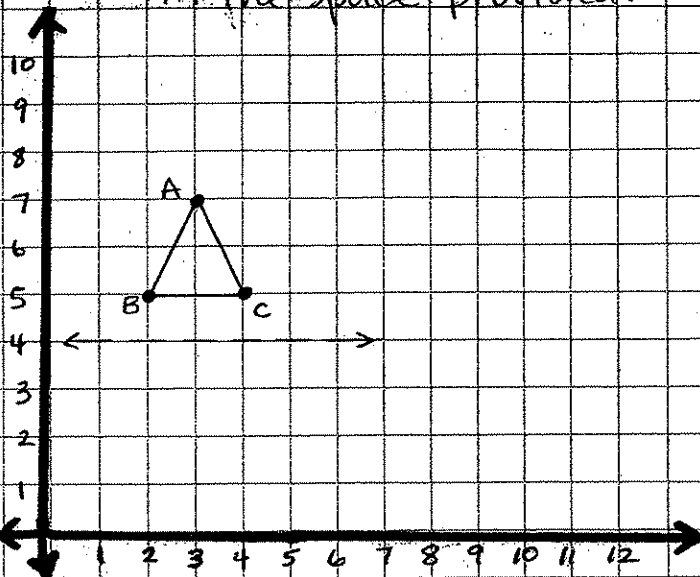
Copy each triangle. Draw its reflection over the given line.



Circle all rotations of the first shape. State the number of degrees you must rotate the shape.



Draw the new figure and give all coordinates in the space provided.



Reflection (cover the dotted line)

A (,)

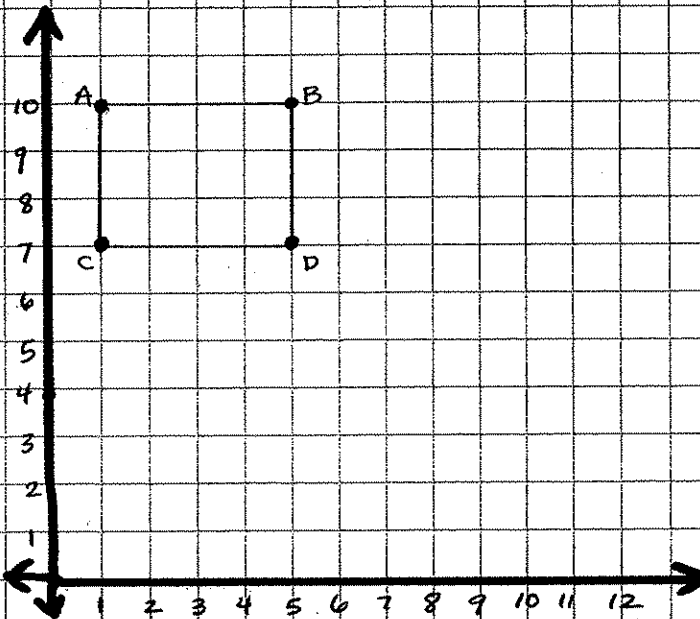
B (,)

C (,)

A' (,)

B' (,)

C' (,)



Translation (down 2, right 3)

A (,)

B (,)

C (,)

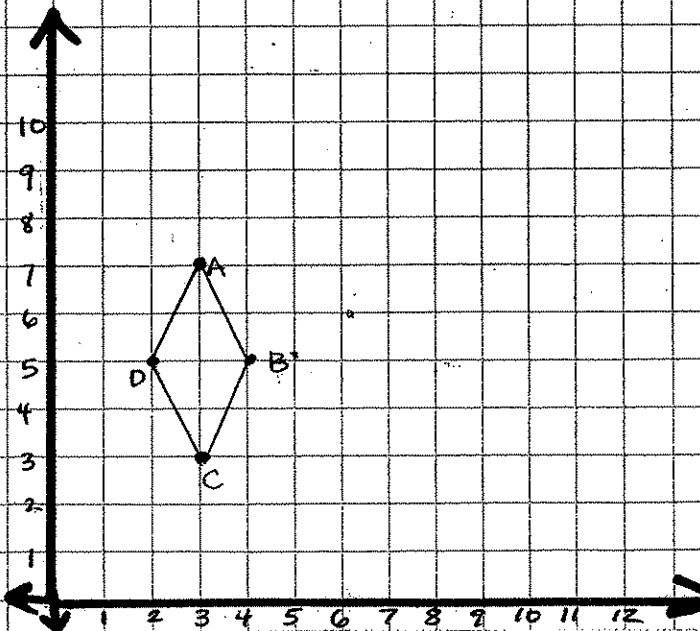
D (,)

A' (,)

B' (,)

C' (,)

D' (,)



Rotation (rotate 180° up around point A)

A (,)

B (,)

C (,)

D (,)

A' (,)

B' (,)

C' (,)

D' (,)